



Plymstock School

Achieving Excellence through Curriculum and Culture

Year 10

Summer Assessment Student Guide



Your first big step toward GCSE success.

Year 10 Student Assessment Guide

www.plymstockschool.org.uk

Author: Miss C Campbell

Date: Monday 9 June 2025




Key dates



- Line-Up Practice: **Tuesday 10 June 2025**
- Year 10 Summer Assessments:
 - Starts: **Wednesday 11 June 2025**
 - Ends: Thursday 26 June 2025
- GCSE Exam Window (Year 11):
 - Starts: **Thursday 7 May 2026**
 - Ends: Wednesday 24 June 2026
 - 163 school days to go!

Why these assessments matter




- First full exam experience as a year group.
- A great chance to show how far you've come since primary school.
- Helps your teachers support you better next year.
- Practice makes perfect; this is your chance to learn how to manage pressure.

What to bring



- ✓ Clear pencil case
- ✓ Black pens (more than one!)
- ✓ Pencil, rubber, ruler
- ✓ Calculator (if allowed – no lid)
- ✓ Clear water bottle (label off)
- ✗ No bags, phones, watches, coats or notes

Exam day routine



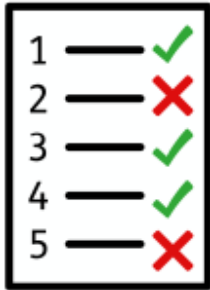
- Leave belongings in the Galley or in the containers behind the tented sports hall.
- Line up silently in your row and seat number in the tented sports hall.
- Arrive in full uniform; no exceptions.
- Stay quiet throughout and follow instructions.

Exam entry/dismissal protocols



- When you enter the Sports Hall tent, show your wrists clearly so staff can check you've removed all watches.
- Mobile phone scanners may be used to detect phones or devices.
- Enter the exam hall in silence and go to your seat.
- Raise your hand if you need help.
- When you leave an exam, do so silently. Go back and collect your belongings.
- Then go straight back to your classroom. No exceptions.

After the exams: what happens next?



- Your results will be shared with you and your parents before the end of the academic year.
- Your teachers will be busy marking all your papers carefully.
- These results help us:
 - Understand what you've learned and what you need to revisit.
 - Show you where to focus your revision.
 - Decide if changes are needed to your teaching group or Period 0 subject.
- In Year 11, group changes can happen; this is normal and always done to give you the best chance of success.

What is malpractice?



Breaking exam rules = malpractice.

Examples:

- Talking in the exam room
- Having/using your phone or watch (even if it's off!)
- Copying or letting others copy
- Bringing in notes or unapproved materials
- Writing anything offensive
- Disruptive behaviour

Consequences of malpractice



- Warning
- Loss of marks
- Disqualification from one or more exams
- Complete ban from all exams for a set period of time.

Who are invigilators?



- Invigilators are adults who supervise exams.
- You will meet them for the first time this summer.
- They are part of our school community and are there to help.
- Their job is to make sure everyone is treated fairly and that the exams run smoothly.
- If you're unsure, unwell, or something seems wrong, raise your hand; they will help you.
- Just like all adults in school, you must follow their instructions at all times.

Missing equipment? Don't worry!



- Always come prepared with all the equipment you need.
- If you forget something, Mr Hughes has loan equipment available.
- Ask quietly and quickly before the exam starts.

Attendance on assessment days



- Make every effort to attend your assessments.
- There is a small catch-up window if you miss a day.
- Catch-up adds pressure on teachers and may delay your marks.
- Marks may not be ready before the summer break if you miss the main exam day.

Official JCQ exam notices



- JCQ (Joint Council for Qualifications) sets the national exam rules.
- Their official posters are displayed outside every exam room and online on the school website.
- Notices include **Warnings to Candidates** and lists of **Unauthorised Items**.
- It's important to know these rules and follow them.